

**+ 83.3%**

**- 25.0%**

**- 15.1%**

Change in  
New Listings

Change in  
Closed Sales

Change in  
Median Sales Price

# Lowry Hill East

## October

## Rolling 12 Months

|  | 2023      | 2024             | + / -   | 2023      | 2024             | + / -   |
|--|-----------|------------------|---------|-----------|------------------|---------|
| New Listings                             | 6         | 11               | + 83.3% | 78        | 102              | + 30.8% |
| Closed Sales                             | 4         | 3                | -25.0%  | 49        | 52               | + 6.1%  |
| Median Sales Price*                      | \$412,400 | <b>\$350,000</b> | -15.1%  | \$290,000 | <b>\$276,250</b> | -4.7%   |
| Average Sales Price*                     | \$412,808 | <b>\$383,333</b> | -7.1%   | \$296,233 | <b>\$312,893</b> | + 5.6%  |
| Price Per Square Foot*                   | \$277     | <b>\$264</b>     | -4.5%   | \$237     | <b>\$231</b>     | -2.5%   |
| Percent of Original List Price Received* | 94.1%     | <b>98.0%</b>     | + 4.1%  | 95.5%     | <b>96.3%</b>     | + 0.8%  |
| Days on Market Until Sale                | 44        | <b>82</b>        | + 86.4% | 85        | <b>95</b>        | + 11.8% |
| Inventory of Homes for Sale              | 16        | <b>24</b>        | + 50.0% | --        | --               | --      |
| Months Supply of Inventory               | 3.8       | <b>5.3</b>       | + 39.5% | --        | --               | --      |

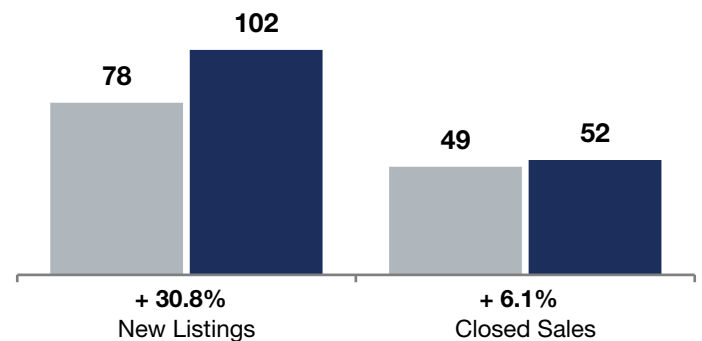
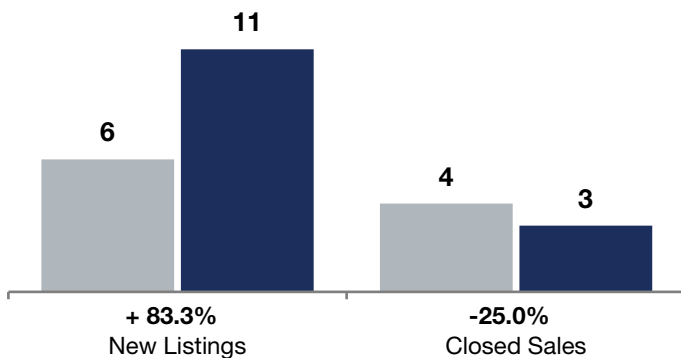
\* Does not account for seller concessions. | Activity for one month can sometimes look extreme due to small sample size.

### October

■ 2023 ■ 2024

### Rolling 12 Months

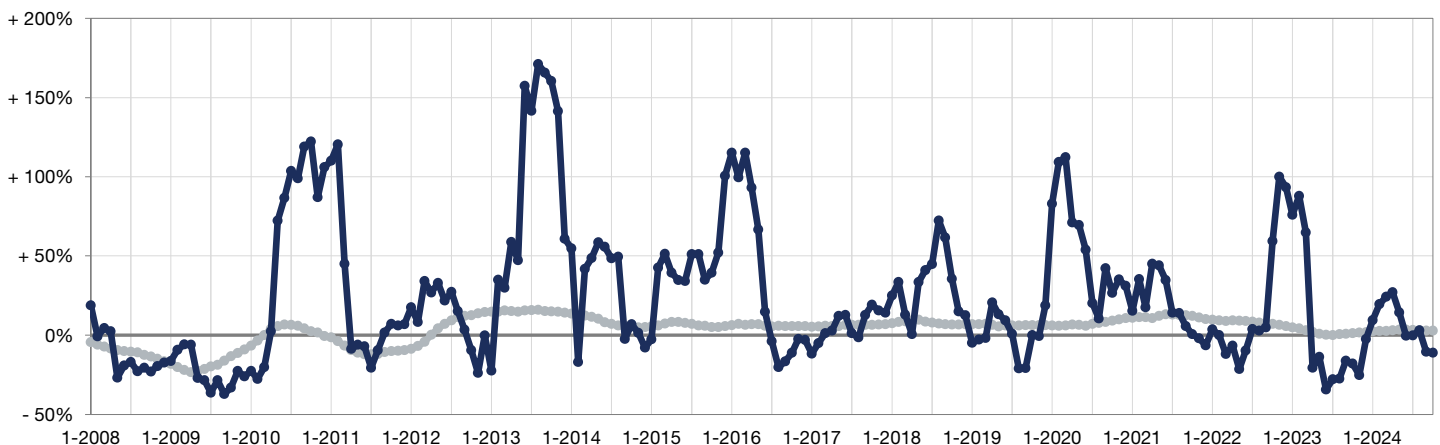
■ 2023 ■ 2024



### Change in Median Sales Price from Prior Year (6-Month Average)\*\*

16-County Twin Cities Region

Lowry Hill East



\*\* Each dot represents the change in median sales price from the prior year using a 6-month weighted average. This means that each of the 6 months used in a dot are proportioned according to their share of sales during that period.