

# Vermillion Township

--

0.0%

- 49.6%

Change in  
New Listings

Change in  
Closed Sales

Change in  
Median Sales Price

October

Rolling 12 Months

|  | October   |           |         | Rolling 12 Months |           |          |
|--|-----------|-----------|---------|-------------------|-----------|----------|
|  | 2023      | 2024      | + / -   | 2023              | 2024      | + / -    |
| New Listings                             | 0         | 0         | --      | 2                 | 5         | + 150.0% |
| Closed Sales                             | 1         | 1         | 0.0%    | 2                 | 6         | + 200.0% |
| Median Sales Price*                      | \$615,000 | \$310,000 | -49.6%  | \$571,250         | \$506,500 | -11.3%   |
| Average Sales Price*                     | \$615,000 | \$310,000 | -49.6%  | \$571,250         | \$554,667 | -2.9%    |
| Price Per Square Foot*                   | \$305     | \$298     | -2.3%   | \$267             | \$268     | + 0.1%   |
| Percent of Original List Price Received* | 97.6%     | 103.4%    | + 5.9%  | 96.8%             | 100.2%    | + 3.5%   |
| Days on Market Until Sale                | 4         | 0         | -100.0% | 13                | 7         | -46.2%   |
| Inventory of Homes for Sale              | 0         | 0         | --      | --                | --        | --       |
| Months Supply of Inventory               | 0.0       | 0.0       | --      | --                | --        | --       |

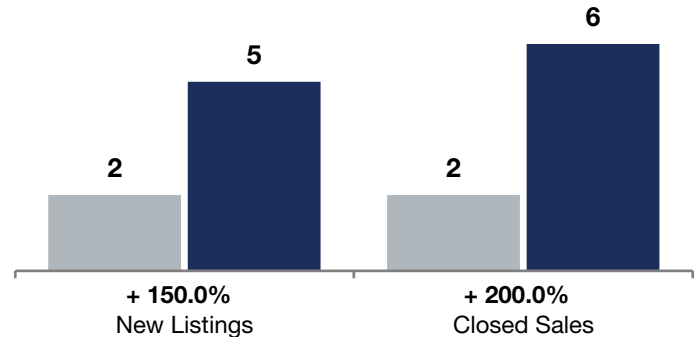
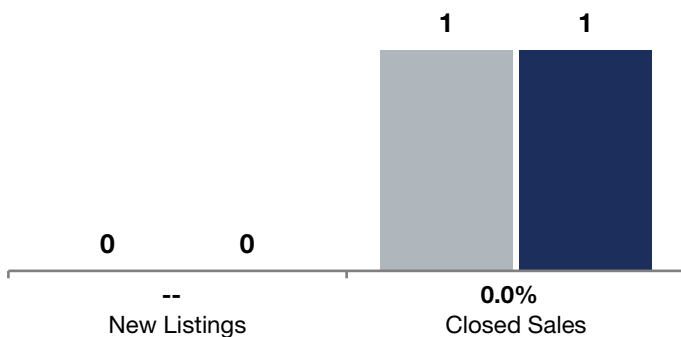
\* Does not account for seller concessions. | Activity for one month can sometimes look extreme due to small sample size.

October

■ 2023 ■ 2024

Rolling 12 Months

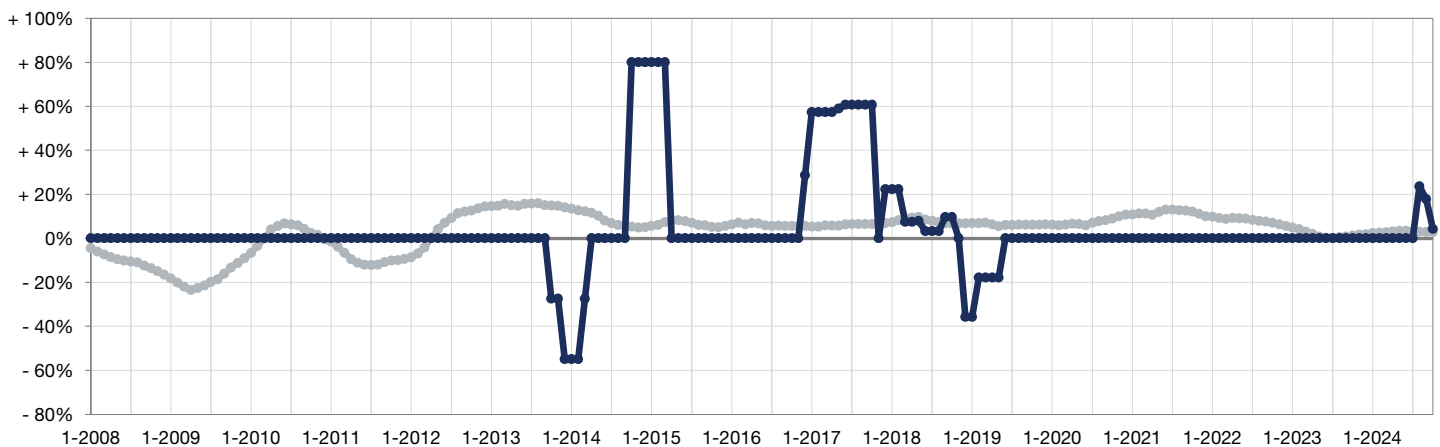
■ 2023 ■ 2024



## Change in Median Sales Price from Prior Year (6-Month Average)\*\*

16-County Twin Cities Region

Vermillion Township



\*\* Each dot represents the change in median sales price from the prior year using a 6-month weighted average. This means that each of the 6 months used in a dot are proportioned according to their share of sales during that period.