

# Osseo

**0.0%**

**+ 200.0%**

**- 0.7%**

Change in  
New Listings

Change in  
Closed Sales

Change in  
Median Sales Price

## April

## Rolling 12 Months

|  | 2024      | 2025             | + / -    | 2024      | 2025             | + / -   |
|--|-----------|------------------|----------|-----------|------------------|---------|
| New Listings                             | 2         | 2                | 0.0%     | 26        | 35               | + 34.6% |
| Closed Sales                             | 1         | 3                | + 200.0% | 17        | 32               | + 88.2% |
| Median Sales Price*                      | \$282,000 | <b>\$280,000</b> | -0.7%    | \$311,000 | <b>\$310,200</b> | -0.3%   |
| Average Sales Price*                     | \$282,000 | <b>\$328,333</b> | + 16.4%  | \$305,958 | <b>\$309,777</b> | + 1.2%  |
| Price Per Square Foot*                   | \$181     | <b>\$159</b>     | -12.0%   | \$191     | <b>\$193</b>     | + 1.3%  |
| Percent of Original List Price Received* | 100.8%    | <b>96.2%</b>     | -4.6%    | 101.6%    | <b>97.5%</b>     | -4.0%   |
| Days on Market Until Sale                | 5         | <b>47</b>        | + 840.0% | 27        | <b>35</b>        | + 29.6% |
| Inventory of Homes for Sale              | 1         | <b>3</b>         | + 200.0% | --        | --               | --      |
| Months Supply of Inventory               | 0.4       | <b>1.2</b>       | + 200.0% | --        | --               | --      |

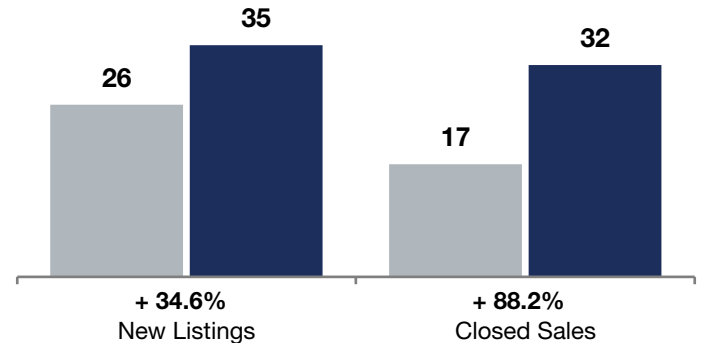
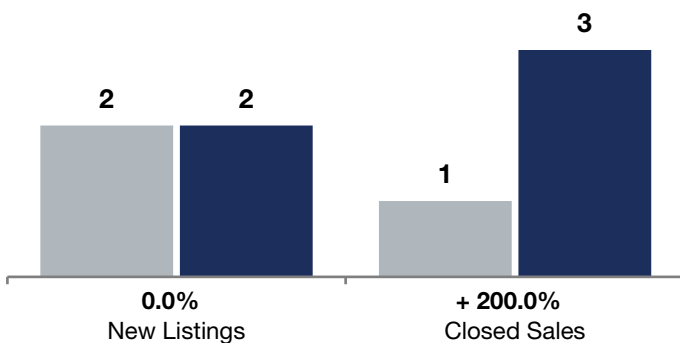
\* Does not account for seller concessions. | Activity for one month can sometimes look extreme due to small sample size.

## April

■ 2024 ■ 2025

## Rolling 12 Months

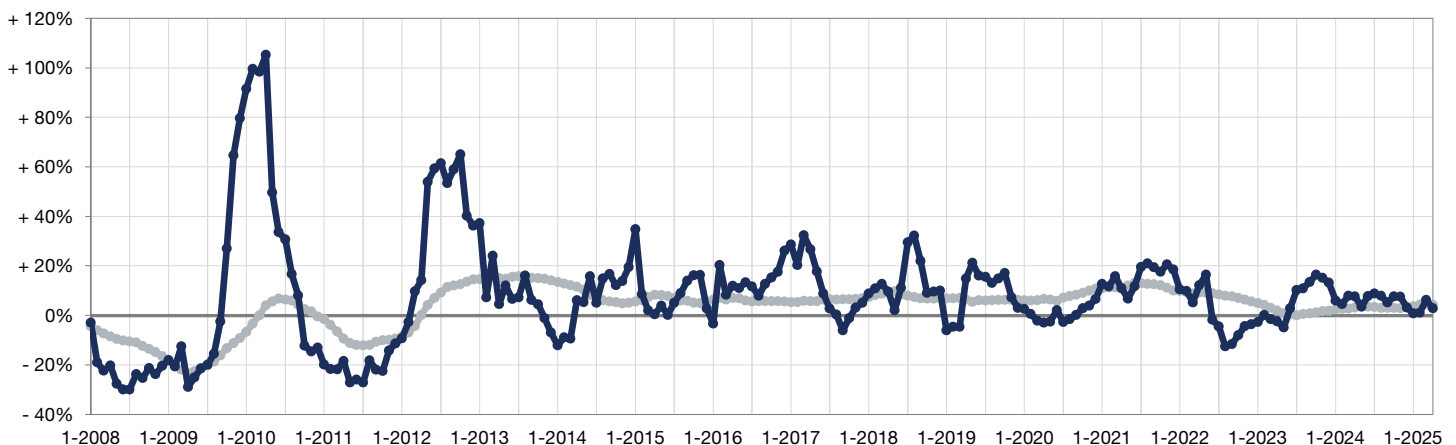
■ 2024 ■ 2025



## Change in Median Sales Price from Prior Year (6-Month Average)\*\*

16-County Twin Cities Region

Osseo



\*\* Each dot represents the change in median sales price from the prior year using a 6-month weighted average. This means that each of the 6 months used in a dot are proportioned according to their share of sales during that period.