

Local Market Update – December 2025

A RESEARCH TOOL PROVIDED BY MINNEAPOLIS AREA REALTORS®



Bethel

--

- 100.0%

- 100.0%

Change in
New Listings

Change in
Closed Sales

Change in
Median Sales Price

December

Rolling 12 Months

	2024	2025	+ / -	2024	2025	+ / -
New Listings	0	0	--	9	13	+ 44.4%
Closed Sales	1	0	-100.0%	9	9	0.0%
Median Sales Price*	\$405,000	\$0	-100.0%	\$329,000	\$360,000	+ 9.4%
Average Sales Price*	\$405,000	\$0	-100.0%	\$308,511	\$347,778	+ 12.7%
Price Per Square Foot*	\$169	\$0	-100.0%	\$200	\$215	+ 7.1%
Percent of Original List Price Received*	101.5%	0.0%	-100.0%	100.4%	100.3%	-0.1%
Days on Market Until Sale	4	0	-100.0%	64	14	-78.1%
Inventory of Homes for Sale	0	0	--	--	--	--
Months Supply of Inventory	0.0	0.0	--	--	--	--

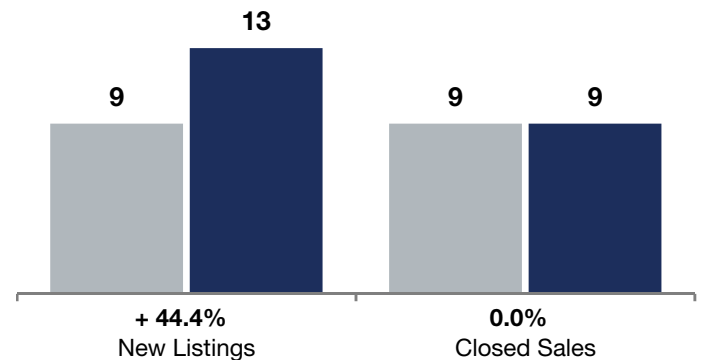
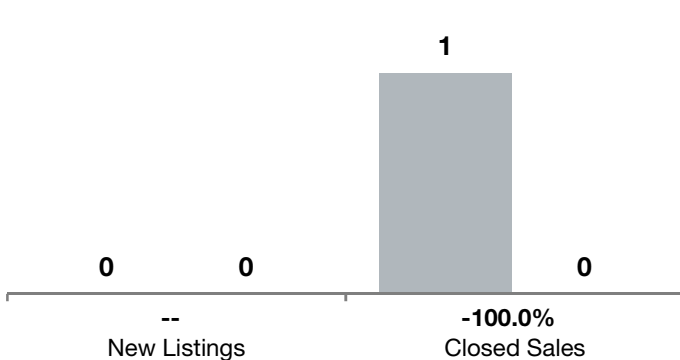
* Does not account for seller concessions. | Activity for one month can sometimes look extreme due to small sample size.

December

■ 2024 ■ 2025

Rolling 12 Months

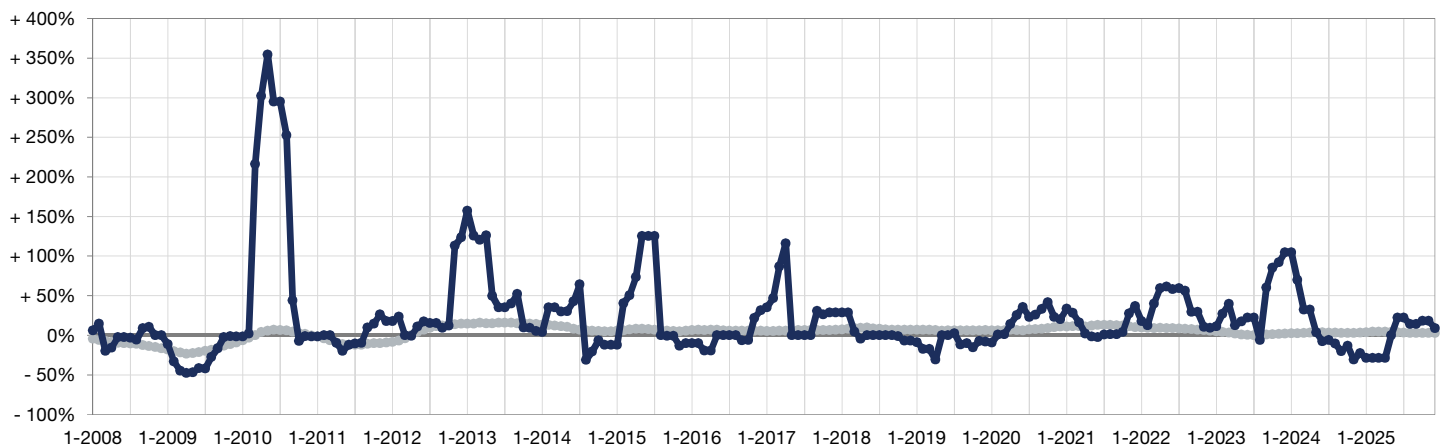
■ 2024 ■ 2025



Change in Median Sales Price from Prior Year (6-Month Average)**

16-County Twin Cities Region

Bethel



** Each dot represents the change in median sales price from the prior year using a 6-month weighted average. This means that each of the 6 months used in a dot are proportioned according to their share of sales during that period.