

Helena Township

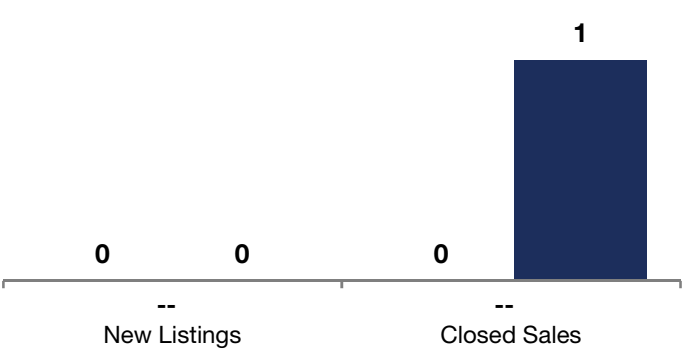
--	--	--
Change in New Listings	Change in Closed Sales	Change in Median Sales Price

	December			Rolling 12 Months		
	2024	2025	+ / -	2024	2025	+ / -
New Listings	0	0	--	0	9	--
Closed Sales	0	1	--	0	5	--
Median Sales Price*	\$0	\$730,000	--	\$0	\$527,500	--
Average Sales Price*	\$0	\$730,000	--	\$0	\$576,500	--
Price Per Square Foot*	\$0	\$342	--	\$0	\$250	--
Percent of Original List Price Received*	0.0%	100.0%	--	0.0%	97.2%	--
Days on Market Until Sale	0	21	--	0	33	--
Inventory of Homes for Sale	0	1	--	--	--	--
Months Supply of Inventory	0.0	0.6	--	--	--	--

* Does not account for seller concessions. | Activity for one month can sometimes look extreme due to small sample size.

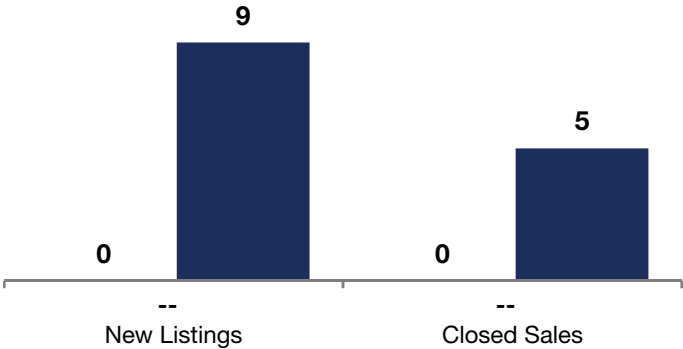
December

2024 2025



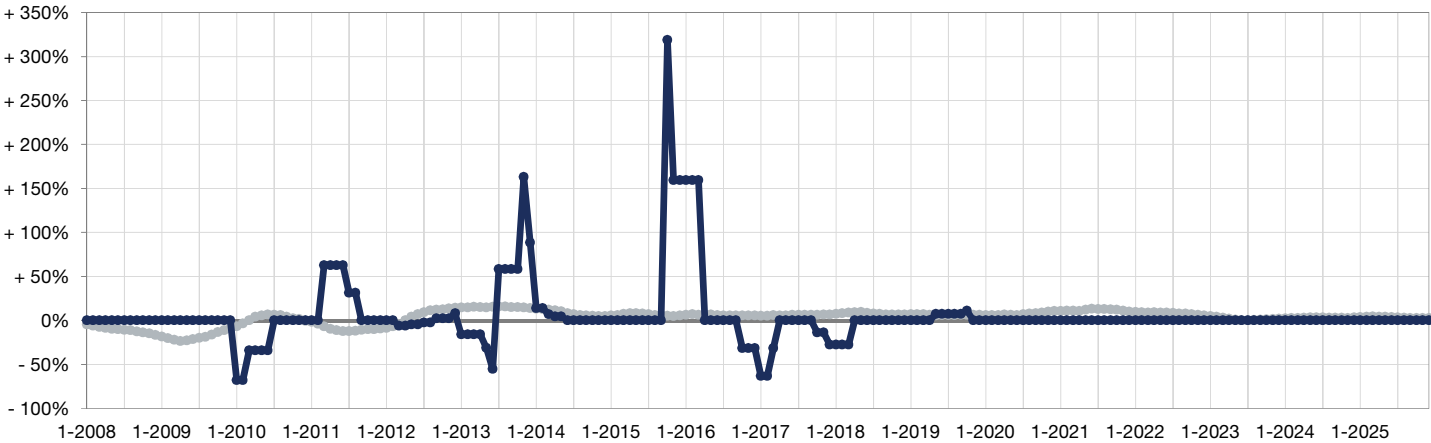
Rolling 12 Months

2024 2025



Change in Median Sales Price from Prior Year (6-Month Average)**

16-County Twin Cities Region
Helena Township



** Each dot represents the change in median sales price from the prior year using a 6-month weighted average. This means that each of the 6 months used in a dot are proportioned according to their share of sales during that period.